MALE END VIEW	FEMALE END VIEW	PINOUT DIAGRAM
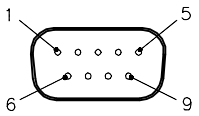	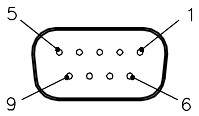	
1 = N/C 2 = N/C 3 = BUS_B (RED) 4 = N/C 5 = N/C 6 = N/C 7 = N/C 8 = BUS_A (GREEN) 9 = N/C	1 = N/C 2 = N/C 3 = BUS_B (RED) 4 = N/C 5 = N/C 6 = N/C 7 = N/C 8 = BUS_A (GREEN) 9 = N/C	8 3 CONN. SHELL

SPECIFICATIONS

OUTER JACKET MATERIAL/COLOR	PVC/VIOLET
CONDUCTOR INSULATION MATERIAL	POLYETHYLENE
NUMBER OF CONDUCTORS [AWG]	2x22 AWG (SHIELDED DATA PAIR WITH DRAIN WIRE)
TEMPERATURE RANGE (D9SM)	0°C to 60°C (32°F to 140°F)
PROTECTION CLASS	IP20
INCLUDES PROFIBUS TERMINATING RESISTOR	YES

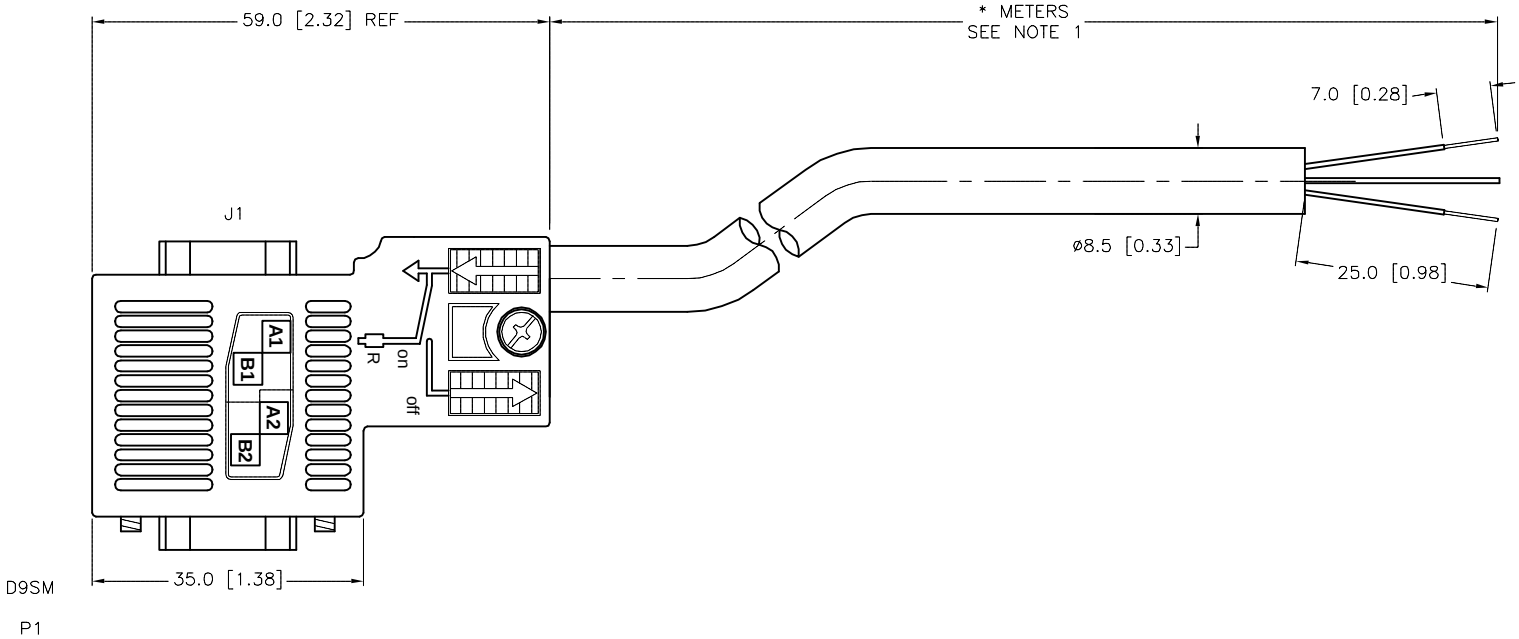

CABLE LENGTH	TOLERANCE *
ALL LENGTHS	+ 4% (OR 50mm) OF LENGTH − 0% (OR 0mm) OF LENGTH WHICHEVER IS GREATER
STRIP LENGTH	**TOLERANCE ***
0–7mm	±0.5mm
8–29mm	±1.0mm
30–49mm	±2.0mm
50–69mm	±3.0mm
70–100mm	±4.0mm
OVER 100mm	±5.0mm
* UNLESS OTHERWISE SPECIFIED	

SOURCE DRAWING - FOR REFERENCE ONLY

NOTES:

1. "*" INDICATES CABLE LENGTH IN METERS. CONTACT TURCK TO ORDER SPECIFIC LENGTHS.

2. "/S1125" DESIGNATES 25MM JACKET STRIP AND STANDARD CONDUCTOR STRIP AND TIN.

REV	DESCRIPTION	BY	DATE	ECO NO.
A	DRAWING RELEASE	KMY	07/10/13	

RELATED DOCUMENTS
1.
2.
3.
4.

3RD ANGLE PROJECTION

THIS DRAWING IS CONFIDENTIAL AND THE PROPERTY OF TURCK INC. USE OF THIS DOCUMENT WITHOUT WRITTEN PERMISSION IS PROHIBITED.

TURCK

3000 CAMPUS DRIVE
MINNEAPOLIS, MN 55441
1-800-544-7769
(763) 553-7300
(763) 553-0708 fax
www.turck.us

MATERIAL

FINISH

ALL DIMENSIONS DISPLAYED ON THIS DRAWING ARE FOR REFERENCE ONLY

CONTACT TURCK FOR MORE INFORMATION

DRFT KMY | DATE 07/03/13
APVD M.A. | SCALE 1=1.0

UNIT OF MEASUREMENT
MILLIMETER [INCH]
DO NOT SCALE THIS DRAWING

DESCRIPTION
D9SM/T 455-*M/S1125

IDENTIFICATION NO.

REV A

FILE: 777031990

SHEET 1 OF 1